45 Fernalroy Blvd
Toronto, ON M8Z 3W2

PREPARED FOR:
MARKIAN SILECKY

INSPECTION DATE:
Monday, September 14, 2026

PREPARED BY:
Jonathan Dube

CARSONDUNLOP

Carson, Dunlop & Associates Ltd.
1243 Islingston Ave, Suite 900
Etobicoke, ON M8X 1Y9

416-964-9415

www.carsondunlop.com
inspection@carsondunlop.com

Excellence in home inspection

September 16, 2026

Dear Markian Silecky,

RE: Report No. 99206, v.3
45 Fernalroy Blvd
Toronto, ON
M8Z 3W2

Thank you for choosing us to perform your home inspection. We hope the experience met your expectations.

The enclosed report includes an Overview tab which summarizes key findings, and the report body. The Good Advice tab provides helpful tips for looking after your home; and the Appendix tab includes valuable added benefits. You can navigate by clicking the tabs at the top of each page.

TO THE PROSPECTIVE BUYER: Our obligation and liability are limited to the seller.

Thanks again for choosing Carson Dunlop

Sincerely,

Jonathan Dube
on behalf of
Carson, Dunlop & Associates Ltd.

Carson, Dunlop & Associates Ltd.
1243 Islingston Ave, Suite 900
Etobicoke, ON M8X 1Y9
416-964-9415
www.carsondunlop.com
inspection@carsondunlop.com

OVERVIEW

45 Fernalroy Blvd, Toronto, ON September 14, 2026

This Overview lists some of the significant report items if any were identified. Please read the entire report before making any decisions about the home; do not rely solely on the Overview.

FOR THE BUYER

There are two elements to a home inspection - the inspection itself and the report. This report is helpful, but the inspection is equally important. You need both elements to make an informed decision.

When you move into the home you may find some issues not identified in the report. That is to be expected for a few reasons, such as furniture and storage that has been removed, changes to the property conditions, etc. Therefore, we suggest you allow roughly 1% of the value of the home annually for maintenance and repair.

Our obligation and liability are limited to the seller.

Heating

FURNACE \ Life expectancy
Condition: • Past life expectancy
Be prepared to replace the furnace at any time.
Location: Furnace room
Task: Replace
Time: Soon
Cost: $3,500- $7,000

Cooling & Heat Pump

AIR CONDITIONING \ Life expectancy
Condition: • Air conditioner past typical life expectancy
Be prepared to replace at any time.
Task: Replace
Time: Soon
Cost: $3,000 - $6,000

Interior

FLOORS \ General notes
Condition: • Old 9"x 9" resilient floor tiles often contain asbestos. Further evaluation is recommended before removing these tiles.
Task: Further Evaluation
Time: When removing
Cost: $1,000-$2,000 and up for removal

OVERVIEW

45 Fernalroy Blvd, Toronto, ON September 14, 2026

Here are a few thoughts to help you stay warm, safe and dry in your home.

All homes require regular maintenance and periodic updates. Maintenance programs help keep homes safe, comfortable and efficient. Roofs, furnaces and air conditioners for example, wear out and have to be replaced. Good maintenance extends the life of these house systems. Refer to Our Advice tab for more details regarding maintenance of your home.

Water is the biggest enemy of homes, whether from leaks through the roof, walls or foundation, or from plumbing inside the home. Preventative maintenance and quick response to water problems are important to minimize damage, costs and help prevent mould.

Environmental consultants can help with issues like mould, indoor air quality and asbestos. If you need help in these areas, we can connect you with professionals.

All recommendations in the report should be addressed by qualified specialists. Our ballpark costs and time frames are provided as a courtesy and should be confirmed with quotes from specialists. Minor costs in the report are typically under $1,000.

END OF OVERVIEW

Description

Sloped roofing material: • Asphalt shingles

Observations and Recommendations

RECOMMENDATIONS \ General

Condition: • The roof shingles are in good overall condition.
Annual inspections are recommended (on any roof) to take care of any roof damage and/or regular maintenance items (flashings/caulking).

Inspection Methods and Limitations

Inspection performed: • By walking on roof

Age determined by: • Visual inspection from roof surface

Description

Wall surfaces and trim: • Brick

Observations and Recommendations

ROOF DRAINAGE \ Downspouts

Condition: • Discharge too close to building

Always transfer water as far away from the house as practical. However attention to erosion, tripping hazard, or creating a slippery ice surface should also be considered.

Location: Front,

Task: Improve

Time: Less than 1 year

Cost: Minor

WALLS \ Vent (fan, clothes dryer, etc.)

Condition: • Too close to grade

Location: Left side of house

Task: Improve/keep area, clear of accumulated snow and debris

Time: As needed

Cost: Minor

Too close to grade

EXTERIOR \ Window wells

Condition: • Missing

The clearance between the ground and the window sill should be improved.

As the window is boarded up consider removing it and patching the masonry wall

Task: Improve/Keep area clear of accumulated snow and debris.

Time: As needed

Missing

DOORS \ General notes

Condition: • Threshold - ineffective

Location: Rear entrance

Task: Keep the area clear of accumulated snow and debris

Threshold - ineffective

PORCHES, DECKS, STAIRS, PATIOS AND BALCONIES \ Stairs and landings

Condition: • Stair rise too big or not uniform

Location: Front

Task: Improve

Time: As desired

Stair rise too big or not uniform

LANDSCAPING \ General notes

Condition: • Raised gardens against the house

Raised gardens against the home increase the risk of moisture problems in the basement, especially if they are watered regularly.

Location: Front

Task: Monitor and re-arrange if necessary.

Time: Ongoing

Raised gardens against the house



Raised gardens against the house

LANDSCAPING \ Walkway

Condition: • Improper slope or drainage

Minor settlement on right side of garage and and left side of house

Location: Various

Task: Improve
Time: Less than 1 year
Cost: $1,000-$2,000

Walk/patio sloping towards house

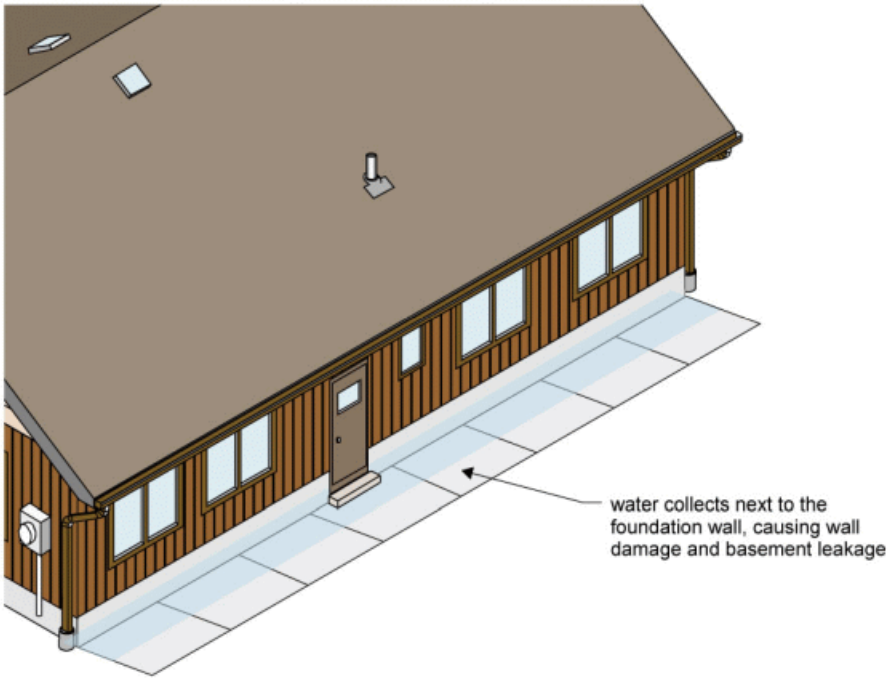

Improper slope or drainage

Improper slope or drainage

GARAGE \ General notes

Condition: • Shelving - load capacity not determined

Inspection Methods and Limitations

Inspection limited/prevented by: • Storage in garage

Exterior inspected from: • Ground level

Not included as part of a building inspection: • Fences and boundary walls

Description

Configuration: • Basement

Foundation material: • Masonry block

Floor construction: • Joists • Subfloor - plank

Exterior wall construction: • Masonry

Roof and ceiling framing:
• Rafters/ceiling joists
• Plank sheathing

Plank sheathing

Rafter / Ceiling joists

Observations and Recommendations

RECOMMENDATIONS \ General
Condition: • Most foundation walls and masonry walls have small cracks due to minor shrinkage, settlement or shifting. These will not be individually noted, unless leakage or building movement is noted.

FLOORS \ Concrete slabs
Condition: • Concrete basement, crawlspace and garage floors are not typically part of the structure. Almost all basement, crawlspace and garage concrete floors have minor shrinkage and settlement cracks.

Inspection Methods and Limitations

Attic/roof space: • Inspected from access hatch

Description

Service size: • 100 Amps (240 Volts)

Main disconnect/service box type and location: • Fuses - basement

Distribution panel type and location: • Fuses - basement

Distribution wire (conductor) material and type: • Copper - non-metallic sheathed • Copper - metallic sheathed

Circuit interrupters: Ground Fault (GFCI) & Arc Fault (AFCI): • No GFCI • No AFCI

Observations and Recommendations

RECOMMENDATIONS \ General
Condition: • All electrical recommendations are safety issues. Treat them as high priority items, and consider the Time frame as Immediate, unless otherwise noted.

SERVICE BOX, GROUNDING AND PANEL \ Distribution panel
Condition: • An older 100-amp fuse panel was present at the time of inspection. No deficiencies were noted; however, fuse panels are considered outdated. Replacement with a modern circuit breaker panel is recommended as a future upgrade by a qualified licensed electrician.
Task: Replace
Time: As needed/When renovating
Cost: $4,000-$8,000

DISTRIBUTION SYSTEM \ Knob-and-tube wiring (wires)
Condition: • Although no active knob-and-tube wiring was noted there may be some present based on the age of the home. Click on the line above to see the Ontario Electrical Safety Authority's position on this wiring system.

DISTRIBUTION SYSTEM \ Outlets (receptacles)
Condition: • Ungrounded
Location: Basement and main floor
Task: Improve
Time: As needed

Ungrounded

Ungrounded

Condition: • Adding ARC Fault Circuit Interrupters (AFCIs) is a cost-effective safety improvement to existing homes. AFCI's are a circuit breaker in the electrical panel> When installed they provide enhanced protection by detecting an electric arc in the circuit and will "trip or shut off" the circuit to prevent electrical fires. (cost of roughly $100 each). They could be installed in all the bedroom circuits (as an improvement only).
Location: Panel
Task: Provide as an improvement only
Time: When renovating

DISTRIBUTION SYSTEM \ Lights
Condition: • Exposed to mechanical damage (No cage or protective lens).
Location: Utility room
Task: Protect
Time: As soon as practical
Cost: Minor

Inspection Methods and Limitations

Inspection limited/prevented by: • Main disconnect cover not removed - unsafe to do so.

Not included as part of a building inspection: • Low voltage wiring systems and components • Testing of smoke and/or carbon monoxide alarms

Description

Heating system type: • Furnace

Fuel/energy source: • Gas

Approximate capacity: • 85,000 BTU/hr

Efficiency: • Mid-efficiency

Approximate age: • 25 years

Typical life expectancy: • Furnace (conventional or mid-efficiency) 18 to 25 years

Exhaust/Chimney/vent: • Masonry • Sidewall venting

Observations and Recommendations

RECOMMENDATIONS \ General

Condition: • It is common to feel the airflow stronger at some registers, depending on the length of the ductwork and the number of turns required to get there. Different preferences and seasons often necessitate different setups (balancing). A service agreement that covers parts and labour (for heating and cooling equipment) is typically advised.
Location: Throughout
Task: Monitor / improve

FURNACE \ Life expectancy

Condition: • Past life expectancy
Be prepared to replace the furnace at any time.
Location: Furnace room
Task: Replace
Time: Soon
Cost: $3,500- $7,000

Inspection Methods and Limitations

General: • The inspection does not include gas leak detection, carbon monoxide testing, combustion analysis, or evaluation of internal furnace components.

Warm weather: • Prevented testing in heating mode

Description

Air conditioning type: • Air cooled

Cooling capacity: • 24,000 BTU/hr

Compressor approximate age: • 25 years

Typical life expectancy: • 10 to 15 years

Observations and Recommendations

AIR CONDITIONING \ Life expectancy

Condition: • Air conditioner past typical life expectancy

Be prepared to replace at any time.

Task: Replace

Time: Soon

Cost: $3,000 - $6,000

AIR CONDITIONING \ Refrigerant lines

Condition: • Insulation - missing

Location: Left side

Task: Replace insulation

Time: As soon as possible

Cost: $30-$60

Insulation - missing

Description

Attic/roof insulation material: • Cellulose

Attic/roof insulation amount/value: • R-28 • R-32

Attic/roof air/vapor barrier: • Not visible

Observations and Recommendations

ATTIC/ROOF \ Insulation

Condition: • Amount less than current standards

Insulation levels are below modern standards (R50-R60) and, in many cases, it is not practical (or cost effective) to improve it unless the opportunity presents itself (e.g. during renovations). Improvements may lead to lower heating/air conditioning costs and improved comfort.

Location: Attic

Task: Improve

Time: Discretionary

Cost: $1,500 - and up

Inspection Methods and Limitations

Inspection limited/prevented by lack of access to: • Wall space - access not gained

Attic inspection performed: • From access hatch

Roof ventilation system performance: • Not evaluated

Description

Service piping into building: • Copper

Supply piping in building: • Copper

Main water shut off valve at the: • Laundry Area

Water heater type: • Tank

Water heater fuel/energy source: • Electricity

Water heater approximate age: • 3 years

Water heater typical life expectancy: • 10 to 15 years

Waste and vent piping in building: • ABS plastic • Cast iron

Floor drain location: • Near water heater

Observations and Recommendations

RECOMMENDATIONS \ General

Condition: • Many plumbing fixtures may be expected to last 15 years or more, although faucets are often replaced every 10 years.

WASTE PLUMBING \ Drain piping - performance

Condition: • The main sewer line to the street cannot be inspected during a home inspection. A video scan dramatically reduces the risk of expensive and unhealthy sewer back-ups.
Task: Provide after possession of the home.
Cost: $300 and up

FIXTURES AND FAUCETS \ Shower stall

Condition: • Caulking loose, missing or deteriorated
Location: Basement bathroom and main floor bathroom
Task: Replace caulking
Time: As soon as possible
Cost: $250-$500

Caulking deteriorated-Crack tile - Basement

Caulking missing - second floor

Caulking missing - second floor

Inspection Methods and Limitations

Items excluded from a building inspection: • Tub/sink overflows

Description

General: • Interior finishes are in good repair overall.

Observations and Recommendations

WALLS \ General notes

Condition: • Typical flaws

These cosmetic issues reflect normal wear and tear.

Location: Throughout

FLOORS \ General notes

Condition: • Typical flaws

These cosmetic issues reflect normal wear and tear.

Location: Throughout

Condition: • Absorbent materials in wet areas

Location: Basement bathroom

Task: Replace carpet with a more appropriate material

Time: As soon as possible as needed



Absorbent materials in wet areas

Condition: • Old 9"x 9" resilient floor tiles often contain asbestos. Further evaluation is recommended before removing these tiles.

Task: Further Evaluation

Time: When removing

Cost: $1,000-$2,000 and up for removal

Old 9" x 9" tiles

BASEMENT \ Leakage

Condition: • Typical reading noted with meter during inspection.

Location: Basement

Rear - Typical reading noted - Dry

Right - Typical reading noted - Dry

Front - Typical reading noted - Dry

Condition: • Almost every basement (and crawlspace) leaks under the right conditions. Based on a one-time visit, it's impossible to know how often or severe leaks may be. While we look for evidence of past leakage during ourconsultation, this is often not a good indicator of current conditions. Exterior conditions such as poorly performing gutters and downspouts, and ground sloping down toward the house often cause basement leakage problems. Please read Section 10.0 in the Interior section of the Home Reference Book before taking any action. You can find this in the Reference tab at the end of the report.

To summarize, wet basement issues can be addressed in 4 steps:

1. First, ensure gutters and downspouts carry roof run-off away from the home. (relatively low cost)

2. If problems persist, slope the ground (including walks, patios and driveways) to direct water away from the home. (Low cost if done by homeowner. Higher cost if done by contractor or if driveways, patios and expensive landscaping are disturbed.)

3. If the problem is not resolved and the foundation is poured concrete, seal any leaking cracks and form-tie holes from the inside. (A typical cost is $300 to $600 per crack or hole.)

4. As a last resort, dampproof the exterior of the foundation, provide a drainage membrane and add/repair perimeter drainage tile. (High cost)

BASEMENT \ Cold room/Root cellar

Condition: • Vent(s) missing/not visible

The cold room vent has been covered with an acrylic sheet, and the door is not insulated.

Depending on the intended use of this space, modifications may be required:

If intended for use as a cold room: The exterior vent should be open and functional to provide natural cooling. The door

should be insulated and equipped with weather-stripping to help maintain lower temperatures and reduce moisture migration

If intended for use as interior storage: The exterior vent should be permanently sealed, and the space should be provided with adequate heating and/or air circulation so that it becomes part of the conditioned living area.

Recommend configuring the room to suit its intended use to help prevent temperature, moisture, and condensation-related issues.
Location: Cold room
Task: Improve
Time: As desired
Cost: Minor

Vent(s) missing/not visible

Condition: • Wood shelving in direct contact with the masonry floor and wall. Concrete and wood generally need an interface material to prevent moisture buildup and wicking.
Location: Cold-Room
Task: Remove wood shelving
Time: As soon as possible

wood with moisture stains

wood with moisture stains

Inspection Methods and Limitations

Inspection limited/prevented by: • Storage/furnishings • Appliances inspections are limited scope, and some issues may not be identified.

Not included as part of a building inspection: • Carbon monoxide alarms (detectors), smoke detectors, security systems, central vacuum, window coatings and seals between panes of glass.

Percent of interior foundation not visible: • 90 %

Description

OUR ADVICE FOR LOOKING AFTER YOUR HOME: • Home maintenance is an important responsibility. It protects your investment, extends life expectancy and helps avoid significant expenses. This document is an integral part of the report, and will help you avoid many common problems and reduce costs.

Priority Maintenance and Home Set-Up: • The Home Set-Up and Maintenance chapter in the Home Reference Book provides important information regarding things that are done once when moving in, as well as regular maintenance activities.

Please be sure to follow these maintenance guidelines. The Home Reference Book is included under the REFERENCE tab in this report.

Basement/Crawlspace Leakage: • Basement water leakage is the most common problem with homes. Almost every basement and crawlspace leaks under the right conditions. Good maintenance of exterior grading, gutters and downspouts is critically important.

For more details, please refer to Section 10 of the Interior chapter of the Home Reference Book, which is in the REFERENCE tab in this report.

Roof - Annual Maintenance: • It is important to set up an annual inspection and tune-up program to minimize the risk of leakage and maximize the life of the roof. Roof leaks may occur at any time and are most often at penetrations or changes in material. A leak does not necessarily mean the roof needs to be replaced.

Roof coverings are disposable and have to be replaced from time to time. Asphalt shingles, for example, last roughly 15 years.

Also, in a mature neighborhood with mature trees, gutters and downspouts can readily become clogged with leaves and debris. Seasonal maintenance and cleaning can help promote adequate drainage from the roof structure and help keep water away from the home and foundation.

Exterior - Annual Maintenance: • Annual inspection of the exterior is important to ensure weather-tightness and durability of exterior components. Grading around the home should slope to drain water away from the foundation to help keep the basement dry.

Painting and caulking should be well maintained. Particular attention should be paid to horizontal surfaces where water may collect.

Joints, intersections, penetrations and other places where water may enter the building assembly should be checked and maintained regularly.

The water supply for all hose bibbs should be shut off from the interior shut-off valve(s) provided and the line(s) drained each season before winter; to help prevent potential freezing of the water supply pipe(s) and subsequent possible flooding issues.

Garage Door Operators: • The auto reverse mechanism on your garage door opener should be tested monthly. The door should also reverse when it meets reasonable resistance, or if the 'photo eye' beam is broken.

Electrical System - Label the Panel: • Each circuit in the electrical panel should be labelled to indicate what it controls. This improves both safety and convenience. Where the panel is already labelled, the labelling should be verified as correct. Do not rely on existing labeling.

Ground Fault Circuit Interrupters and Arc Fault Circuit Interrupters: • These should be tested monthly using the test buttons on the receptacles or on the breakers in the electrical panel.

Heating and Cooling System - Annual Maintenance: • Set up an annual maintenance agreement that covers parts and labour for all heating and cooling equipment. This includes gas fireplaces and heaters, as well as furnaces, boilers and air conditioners. Include humidifiers and electronic air cleaners in the service agreement. Arrange the first visit as soon as possible after taking possession.

Check filters for furnaces and air conditioners monthly and change or clean as needed. Duct systems have to be balanced to maximize comfort and efficiency, and to minimize operating costs. Adjust the balancing for heating and cooling seasons, respectively.

For hot water systems, balancing should be done by a specialist due to the risk of leakage at radiator valves. These valves are not operated during a home inspection.

Bathtub and Shower Maintenance: • Caulking and grout in bathtubs and showers should be checked every 6 months, and improved as necessary to prevent leakage and water damage behind walls and below floors.

Water Heaters: • All water heaters should be flushed by a specialist every year to maximize performance and life expectancy. This is even more critical on tankless water heaters.

Washing Machine Hoses: • We suggest braided steel hoses rather than rubber hoses for connecting washing machines to supply piping in the home. A ruptured hose can result in serious water damage in a short time, especially if the laundry area is in or above a finished part of the home.

Clothes Dryer Vents: • We recommend that vents for clothes dryers discharge outside the home. The vent material should be smooth walled (not corrugated) metal, and the run should be as short and straight as practical. This reduces energy consumption and cost, as well as drying time for clothes. It also minimizes the risk of a lint fire inside the vent.

Lint filters in the dryer should be cleaned every time the dryer is used. There is a secondary lint trap in many condominiums. These should be cleaned regularly. There may also be a duct fan controlled by a wall switch. The fan should
be ON whenever the dryer is used.

Dryer ducts should be inspected annually and cleaned as necessary to help reduce the risk of a fire, improve energy efficiency and reduce drying times.

Fireplace and Wood Stove Maintenance: • Wood burning appliances and chimneys should be inspected and cleaned before you use them, and annually thereafter. We recommend that specialists with a WETT (Wood Energy Technology Transfer, Inc.) designation perform this work. Many insurance companies require a WETT inspection for a property with a wood burning device.

Smoke and Carbon Monoxide (CO) Detectors/Alarms: • Smoke detectors are required at every floor level of every home, including basements and crawlspaces. Even if these are present when you move into the home, we recommend replacing the detectors. We strongly recommend photoelectric smoke detectors rather than ionization type detectors. Carbon monoxide detectors should be provided adjacent to all sleeping areas.

These devices are not tested during a home inspection. Detectors should be tested every 6 months, and replaced every 10 years. Batteries for smoke and carbon monoxide detectors should be replaced annually. If unsure of the age of a smoke detector, it should be replaced.

Backwater Valve: • A backwater valve protects your home from a backup of the municipal sewer system. The valve may be equipped with an alarm to notify you of a backup. Please note: if the valve is closed due to a municipal sewer backup, you cannot use the plumbing fixtures in the home. The waste water is unable to leave the building and will back up through floor drains and the lowest plumbing fixtures. • The valve should be inspected and cleaned as necessary at least twice a year.

Sump Pump: • A sump pump collects storm water below the basement floor and discharges it safely to the exterior to prevent flooding. The discharge point should be at least 6 feet (2 m) away from the home. Best installations include backup power for the sump pump, so it will work in the event of a power outage. A high water alarm in the sump pump will notify you if the pump fails. Some installations include a backup pump.

The sump and pump should be inspected and tested four times a year.

For condominium owners: • Condominium owners - Maintenance and Repairs: There are two types of repairs that may be performed in a condo - repairs to an individual condo unit and repairs to common elements. Common elements are set out in the Condominium Declaration and will differ from one building to another. If repairs must be made inside your unit, you are responsible for making the repairs at your own expense. You are also responsible for the ongoing maintenance of your unit. The condominium corporation's board of directors is responsible for maintenance and repair of the common elements. Exclusive-use common elements, such as parking spaces or balconies are generally maintained by the condominium board.

Be Ready for Emergencies: Be sure you know where to shut off the water. Some condos have more than one shut off, and others need a special tool (key) to turn off water. Label each circuit on the electrical panel, and make sure you should know how to turn off the power. Keep a fire extinguisher suitable for grease fires near the kitchen.

Property Manager and Concierge/Security: Keep the contact information for these folks handy (perhaps on your phone) wherever you are. • Lint filters in the dryer should be cleaned every time the dryer is used. There is a secondary lint trap in many condominiums. These should be cleaned regularly. There may also a duct fan controlled by a wall switch. The fan should be ON whenever the dryer is used.

END OF REPORT

Investments. Insurance. Advice. All in one place.

For more than 75 years, we've been helping Canadians, like you, build financial security. Whether you're looking for investments, insurance or both, count on us for the personalized advice and solutions you need to keep what matters safe and save for what matters. Let us help you with:

Investments
Choose from straightforward saving and investing options to help you achieve financial success, however you define it.

Business
Design a plan that protects what you've worked so hard to build. And access unique services that help your business grow.

Life
Protect your loved ones, your assets and your financial future, with the right type and amount of coverage.

Farm
Secure your property and your livelihood, with a plan that accounts for the specifics of your farming operation.

Home
Keep your living space and everything within it safe, with a customized policy for your home, condominium or cottage.

Travel*
Enjoy affordable coverage, whether you're travelling for work or play, and whether it's a short visit or an extended stay.

Auto
Get coverage that factors in what you drive, when you drive, and discounts for a clean driving record. Add a policy for greater savings!

Group Benefits
Up your competitive edge, with a plan that supports the health and well-being of your most important asset: your employees.

Ready to build your financial future?
Talk to us about creating a plan that meets your needs for today and your goals for tomorrow.

RJB Insurance Group Inc.
30-1029 King Street West, Toronto
416-264-2281
rjb_insurance@cooperators.ca

Vel Insurance Services Inc.
708-10 Milner Business Court, Toronto
416-396-0707
vel_insurance@cooperators.ca

Investments. Insurance. Advice.

co-operators
Investing in your future. Together.

Co-operators Financial Investment Services Inc.

*Travel offered is both inbound and outbound travel and is administered by Allianz Global Assistance.
Mutual funds are offered through Co-operators Financial Investment Services Inc. to Canadian residents except those in Québec and the territories. Life products and Group Benefits plans are underwritten by Co-operators Life Insurance Company. Home, Auto, Commercial and Farm insurance is underwritten by Co-operators General Insurance Company. Not all products are available in all provinces. Please refer to your policy for applicable coverage limitations and exclusions. Co-operators General Insurance Company, Co-operators Life Insurance Company, and Co-operators Financial Investment Services Inc. are committed to protecting the privacy, confidentiality, accuracy and security of the personal information that we collect, use, retain and disclose in the course of conducting our business. Please visit www.cooperators.ca/en/PublicPages/Privacy.aspx for more information.